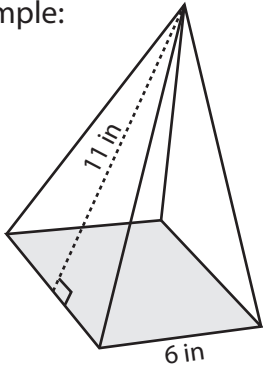


Surface Area - Square Pyramid

Example:



$$\text{Surface area} = \text{base area} + \frac{1}{2} \times \text{perimeter} \times \text{slant height}$$

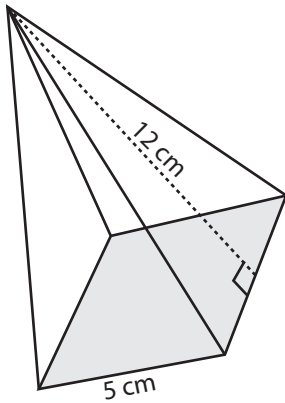
$$\text{Base area} = \text{side} \times \text{side} = 6 \times 6 = 36 \text{ in}^2$$

$$\text{Perimeter} = 4 \times \text{side} = 4 \times 6 = 24 \text{ in}$$

$$\begin{aligned} \text{Surface area} &= 36 + \frac{1}{2} \times 24 \times 11 \\ &= \mathbf{168 \text{ in}^2} \end{aligned}$$

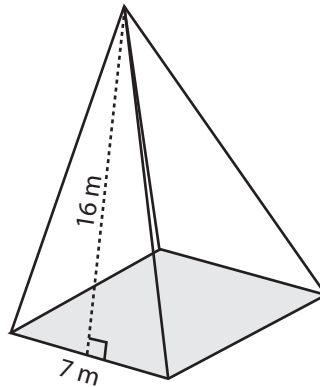
Find the surface area of each square pyramid.

1)



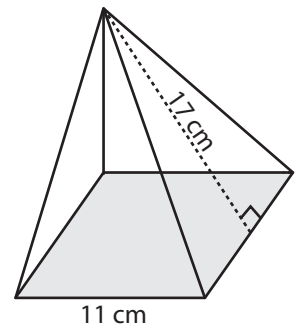
Surface Area = _____

2)



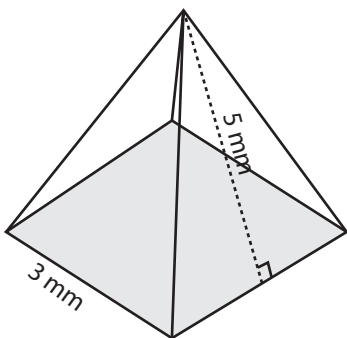
Surface Area = _____

3)



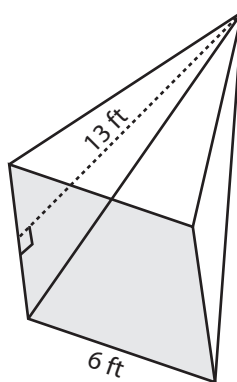
Surface Area = _____

4)



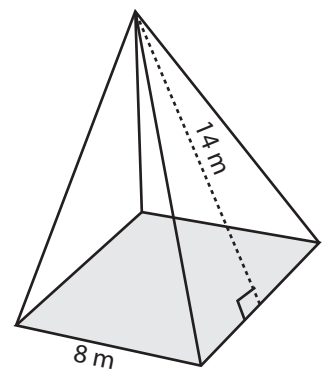
Surface Area = _____

5)



Surface Area = _____

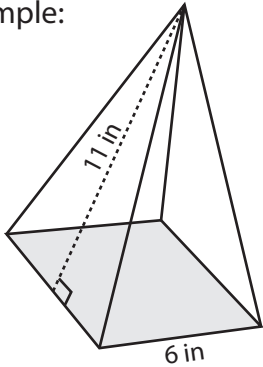
6)



Surface Area = _____

Answer Key

Example:



$$\text{Surface area} = \text{base area} + \frac{1}{2} \times \text{perimeter} \times \text{slant height}$$

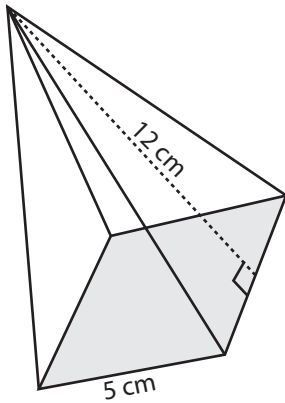
$$\text{Base area} = \text{side} \times \text{side} = 6 \times 6 = 36 \text{ in}^2$$

$$\text{Perimeter} = 4 \times \text{side} = 4 \times 6 = 24 \text{ in}$$

$$\begin{aligned} \text{Surface area} &= 36 + \frac{1}{2} \times 24 \times 11 \\ &= \mathbf{168 \text{ in}^2} \end{aligned}$$

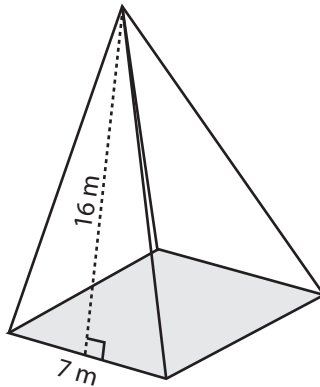
Find the surface area of each square pyramid.

1)



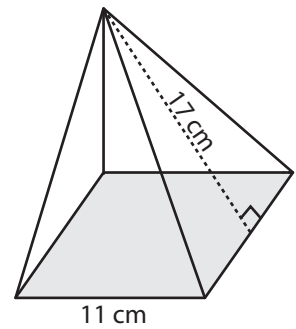
$$\text{Surface Area} = \underline{\mathbf{145 \text{ cm}^2}}$$

2)



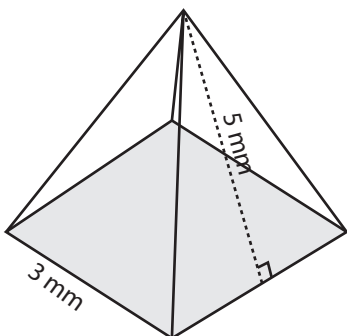
$$\text{Surface Area} = \underline{\mathbf{273 \text{ m}^2}}$$

3)



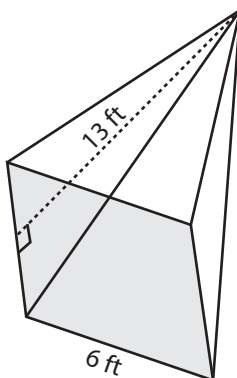
$$\text{Surface Area} = \underline{\mathbf{495 \text{ cm}^2}}$$

4)



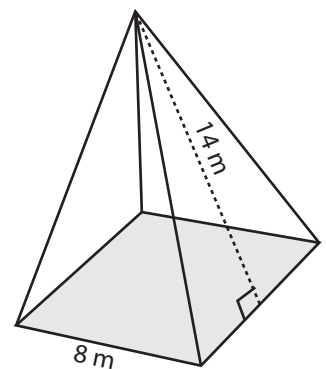
$$\text{Surface Area} = \underline{\mathbf{39 \text{ in}^2}}$$

5)



$$\text{Surface Area} = \underline{\mathbf{192 \text{ ft}^2}}$$

6)



$$\text{Surface Area} = \underline{\mathbf{288 \text{ m}^2}}$$