

Graphing Linear Equations


Name: _____ Date: _____



Complete the function table and graph the line for each equation.


(1) $y = x - 4$

x	y
1	
4	
5	
7	



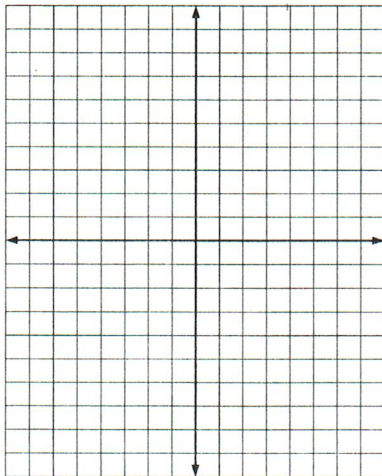
(2) $y = x + 4$

x	y
-6	
-2	
0	
2	




(3) $y = -4x$

x	y
-2	
-1	
0	
2	



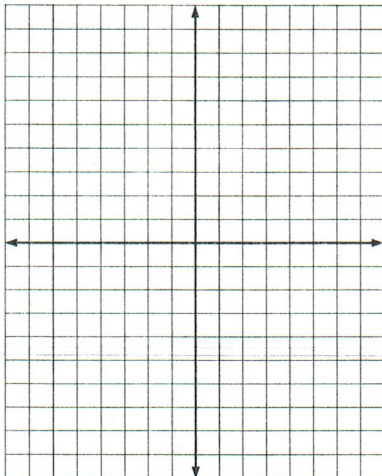
(4) $y = 4x + 3$

x	y
-2	
-1	
0	
1	



(5) $y = -x$

x	y
-4	
2	
5	
6	



(6) $y = x + 3$

x	y
-5	
0	
1	
5	

